
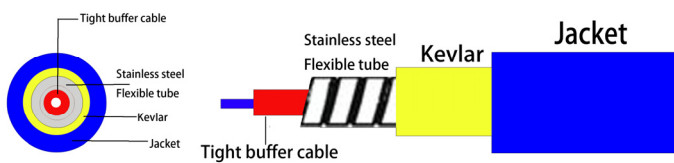


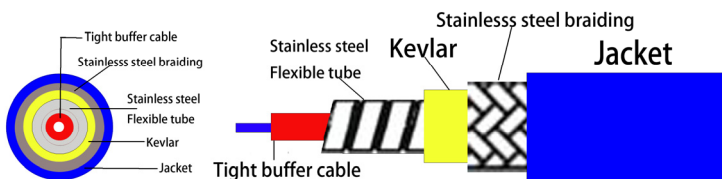
DATASHEET

Simplex armored FO patch cable

Make strongest Optical network Cabling System



IL<0.3dB Max



OMC INDUSTRY CO.LIMITED


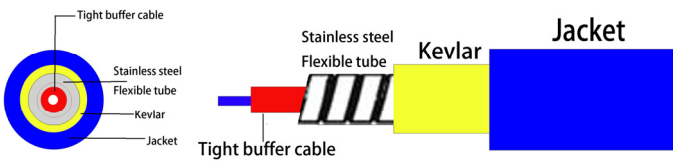
2018|En version1.0

Description

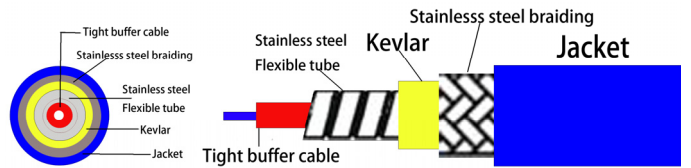
Armored Patch cable (Patch cord) is a patch cord which could be used as copper patch cable. They adopted a cable with soft metal protection tube and standard connector. The apply place are in the floor corner. Those products could protect the fiber bite by mouse and ant. Although armored fiber optic cables are strong, they are actually as flexible as standard fiber optic patch cords; they can be bending randomly without being broken. The rugged armored cables allow optical fiber to be installed in the most hazardous areas, including environments with excessive dust, oil, gas, moisture, or even damage-causing rodents.

Products Materials

Simplex Spiral Pipe Armored Cable



Simplex Spiral Pipe+stainless steel braiding Armored Cable



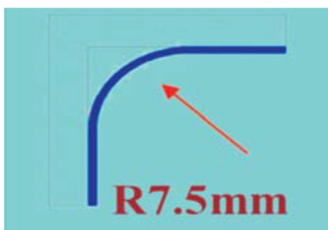
Fiber : G652D,G657A1,G657A2/B2,G657B3,OM1,OM2, OM3, OM4, OM5 Fibers

Cable OD: 2.0mm,2.4mm,2.6mm,3.0mm

Cable Jacket: PVC (Riser/OFNR), LSZH, Plenum (OFNP) Jacket materials

Minimum allowable Tensile Strength (N)		minimum allowable Crush Load (N/100mm)		Minimum Bending Radius (MM)	
short term	long term	short term	long term	short term	long term
1000	300	1000	500	20D	10D
1000	300	1000	500	20D	10D
1000	300	1000	500	20D	10D

Advantage of Armored cable



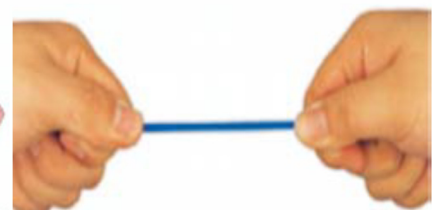
Small bending radius



Anti-tread



Anti-bite of mouse and ant



Big Tensile Strength



Simplex armored FO patch cable

Connector Type

LC

Standard ,Uniboot .

Typical Applications :

High-density

connections, SFP and SFP+ transceivers,

XFP transceivers.



SC

Standard boot ,

Short boot

Typical Applica-

tions : Telecom;

GPON; EPON; GBIC.



FC

Standard boot

Typical Applications : Datacom,

Telecom, measurement equip-

ment, single-mode lasers



ST

Standard boot

Typical Applications :



E2000

Huber+Suhner,R&M,Diamond

Typical Applications : Telecom,

DWDM



MU

Standard boot

Typical Applications: LAN,

Telecommunication Net-



D4

Standard boot



DIN

Standard boot



Connector Standard

SC: TIA/EIA, FOCIS3, GR-326.NTT-SC IEC61754-4 and JIS C5973.

LC: TIA/EIA, FOCIS10, GR-326 EIA/TIA-604-10, IEC61754-20 and JIS C5973.

FC: EIA /TIA-604-04, FOCIS4, NTT-FC, GR-326. IEC61754-13 and JIS C5973

ST: TIA/EIA, FOCIS2, GR-326. IEC61754-2 and JIS C5973 Etc.

MU: TIA/EIA-604-3A, GR-326.NTT-MU, JIS and IEC.

MTRJ: TIA/EIA, FOCIS12, GR-326. IEC and JIS C5973.

DIN: IEC61754-3



Standard connectors LC, SC, ST, FC, E2000, MU, D4, Din, LX.5, SMA are available
 High precious connector guarantee Good Repeatability and Interchangeability
 OEM Housing kits Color, OEM boot Colors
 Customized Design for special demand



High quality SM Ceramic ferrule, Good concentricity<0.5um
 High quality MM Ceramic ferrule, Good concentricity<4.0um



Standard Simplex Fiber Patch Cables

Optical Specifications

Connector	SC,LC,ST,FC,MU,E2000,MTRJ...	Polish	PC,UPC,APC
Fiber Mode	9/125μm, 50/125μm, 62.5/125μm,	Jacket Color	SM:Yellow/Blue/White; OM1&OM2: Grey/Orange; OM3:Aqua; OM4:Aqua/Violet/ Magenta
Cable OD	2.0mm,2.4mm,2.6mm,3.0mm	Wavelength	SM:1310/1550nm
Cable Structure	Simplex	Jacket Material	LSZH/PVC/OFNR/OFNP
Insertion loss	≤0.3dB(IEC Grade C) ≤0.12dB(IEC Grade B)	Crush Resistance (N/100mm)	Long term 3000; short term:5000
Return loss	SM UPC ≥ 50dB(min) SM APC ≥ 60dB(min) MM PC ≥ 35dB(min)	Interchangeability &Vibration	≤0.2dB
Tensile Strength (N)	Long term 100; short term:200	Operation&Storage temperature	-45~85°C

Items	Parameter		
Polishing		PC	APC
ROC	SC/FC/ST	10 ~ 25mm	5 ~ 12mm
	LC/MU	7~ 25mm	5 ~ 12mm
Apex Offset	≤ 50μm		
Fiber Spherical Height	±100nm		
Angle		—	8 ± 0.5

Polishing Method



APC(8 Angled Polished connector)




UPC (Ultra-Polished connector)

End-face Quality (SM)

Zone	Range (µm)	Scratches	Defects	Reference
A: Core	0 to 25	None	None	IEC 61300-3-35:2015
B: Cladding	25 to 115	None	None	
C: Adhesive	115 to 135	None	None	
D: Contact	135 to 250	None	None	
E: Rest of ferrule		None	None	



SM UPC



SM APC

End-face Quality (MM)

Zone	Range (µm)	Scratches	Defects	Reference
A: Core	0 to 65	None	None	IEC 61300-3-35:2015
B: Cladding	65 to 115	None	None	
C: Adhesive	115 to 135	None	None	
D: Contact	135 to 250	None	None	
E: Rest of ferrule		None	None	



MM PC

Length Tolerance

Overall Length(L) (m)	length of tolerance (cm)
0<L<1	+5/-0
1<L<10	+10/-0
10<L<40	+15/-0
40<L	+0.5% x L/-0

Packaging

This easily taken and well-protected fiber patch cable package has been labelled and marked by OMC as default .Standard carton size : 34*22*15 cm; 44*34*24 cm ; 54*39*34 cm . Which carton to be used depends on goods Qty . Packing can be customized.



1,Self-seal PE Bag



2 Bubble Bag



3, Paper Carton




4,fumig-free Pallet

OME service

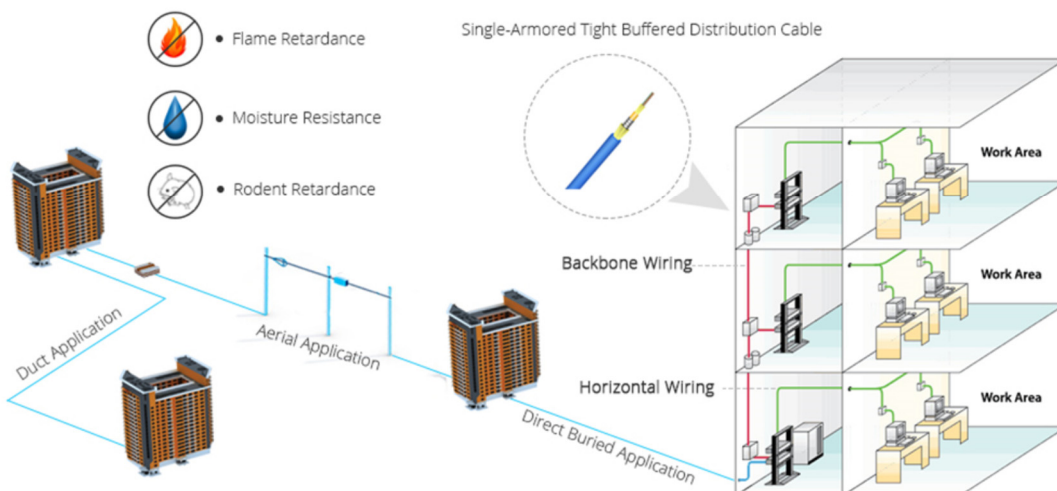
1. Cable color, printing word, material of cable jacket, connector's color
2. OEM Label, Identify ring, cable's label, box, shipping marks
3. Different quality Level.

Benefits of Armored Fiber Patch Cable

Common fiber optic cable is fragile, which needs to be protected, especially when in harsh applications where cables could be compromised by rodents, constant wear and tear or weather damage. Armored fiber patch cable retains all the features of standard fiber cable but is much stronger due to its extra layers of armor. With the protection of flexible and durable steel tube, armored fiber patch cable will ensure the excellent operation of your network.



Ideal for harsh installation conditions that require exceptional durability. It is used as interconnection or cross connection in data center. It is also used in ceiling, corridor and other harsh environment.





Standard Simplex Fiber Patch Cables

Order Instruction

Armored patch cord	Fiber count	Fiber Grade	Connector A		Connector B		Unit cable OD	CABLE JACKET	CABLE COLOR		LENGTH
B	S1-Simplex armored	1 - G652D	A	LC UPC	A	LC UPC	1 - 2.0	H-LSZH	A	Blue	1=1m
	S2-Simplex armored +braiding	2 - G657A1	B	SC UPC	B	SC UPC	2 - 3.0	C - PVC	B	Orange	
	Z1-Zipcord DX armored	3 - G657A2/B2	C	FC UPC	C	FC UPC	3 - 3.3 (braiding)	R - OFNR	C	Green	
	Z1-Zipcord DX armored +braiding	4 - G657B3	D	ST UPC	D	ST UPC	4 - 0.9/0.6(>2F)	P - OFNP	D	Brown	
	R1-Uni-tube DX armored	5 - OM1	E	LC APC	E	LC APC		U - PU	E	Grey	
	R2-Uni-tube DX armored +braiding	6 - OM2	F	SC APC	F	SC APC	E - PE	F	White		
	A- 4 Cores	7 - OM3	G	FC APC	G	FC APC		G	Red		
	B - 6 Cores	8 - OM4	H	ST APC	H	ST APC		H	Black		
	C - 8 Cores	9 - OM5	I	E2000 UPC	I	E2000 UPC		I	Yellow		
	D - 12 Cores		J	E2000 APC	J	E2000 APC		J	Purple		
	E - 16 Cores							K	Pink		
	F - 24 Cores							L	aqua		
								M	magenta		
							X-	other			